

You must download the app from the [MVI AudioVisual](https://www.mvi-audiovisual.com) website.

- **Step 1:** please go to;
<https://www.mvi-audiovisual.com/android/landscape.apk> on
your Android device to
download the **MVI
AudioVisual** app.

Step 1

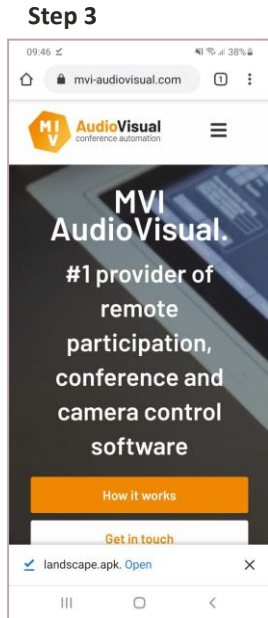


- **Step 2:** If you already downloaded the app before, you would see the following message, please select **Download** to continue.

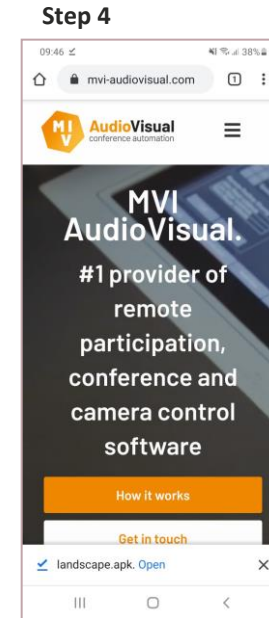
Step 2



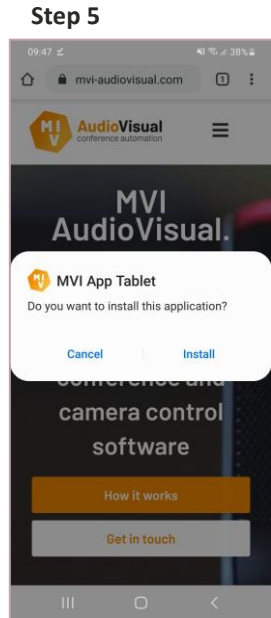
- **Step 3:** The app will now be downloaded to your Android device.



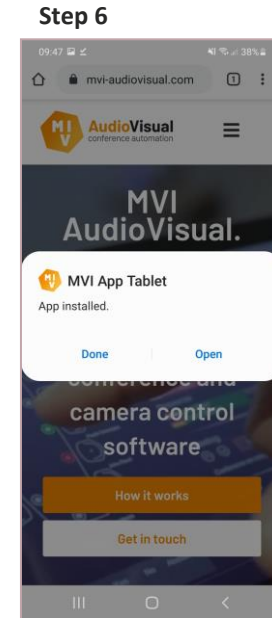
- **Step 4:** When the download is finished, select **open** to open the installation of the app.



- **Step 5:** Please select **Install** to install the app.



- **Step 6:** When the installation is finished, select **Open** to open the app.



This was the installation progress of the **MVI AudioVisual EasyConf Android app**. The **app** will automatically connect with **EasyConf** if it's on the same network as the computer where the software is running on.

