



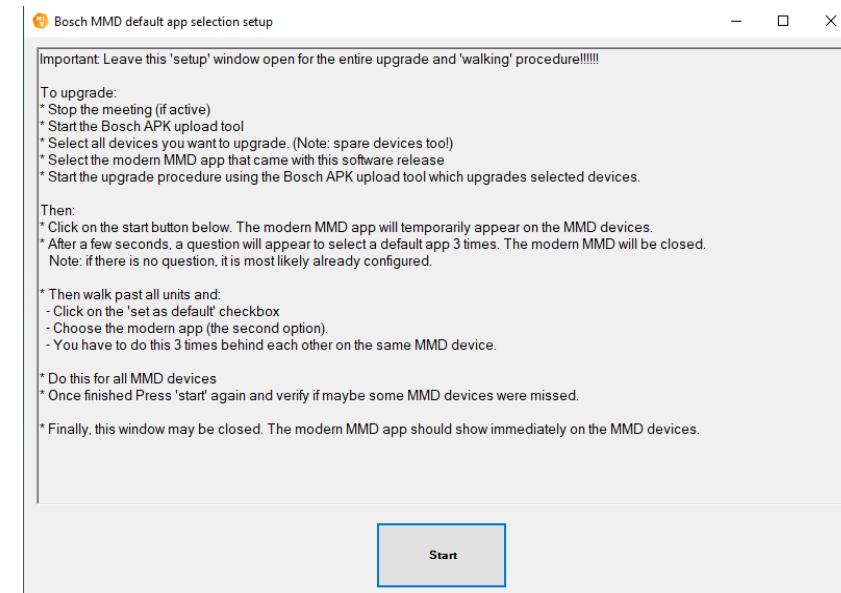
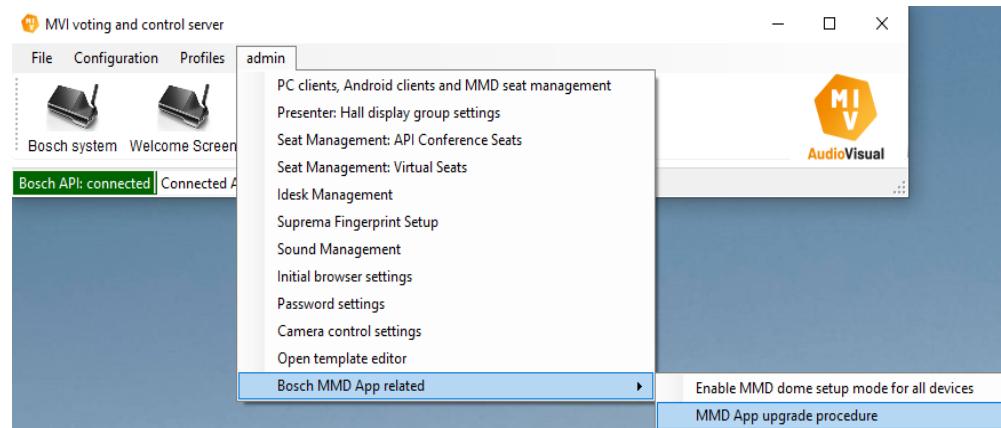
AudioVisual
conference automation

Bosch Dicentis Multimedia Upgrade Procedure



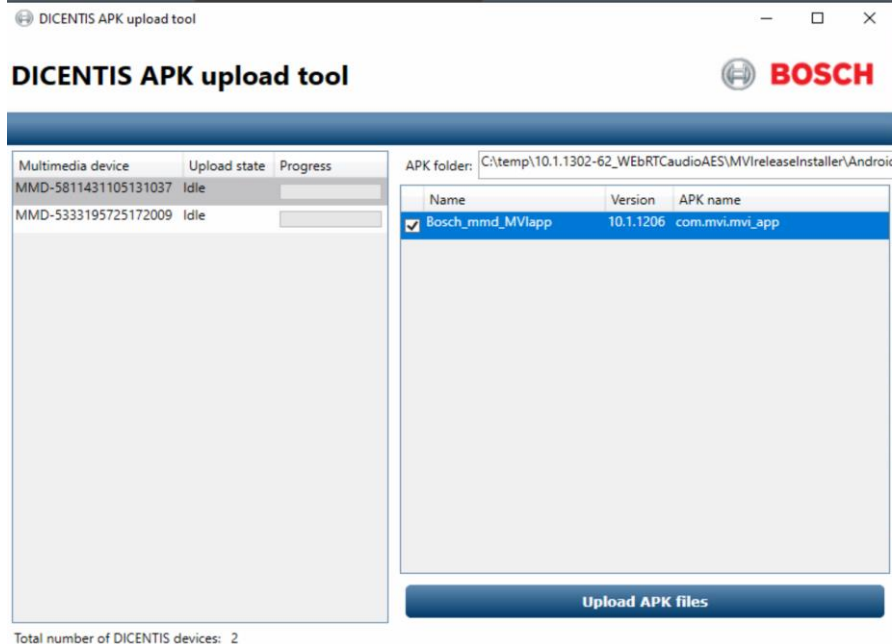
Stap 1

- Open het MMD App upgrade procedure scherm.



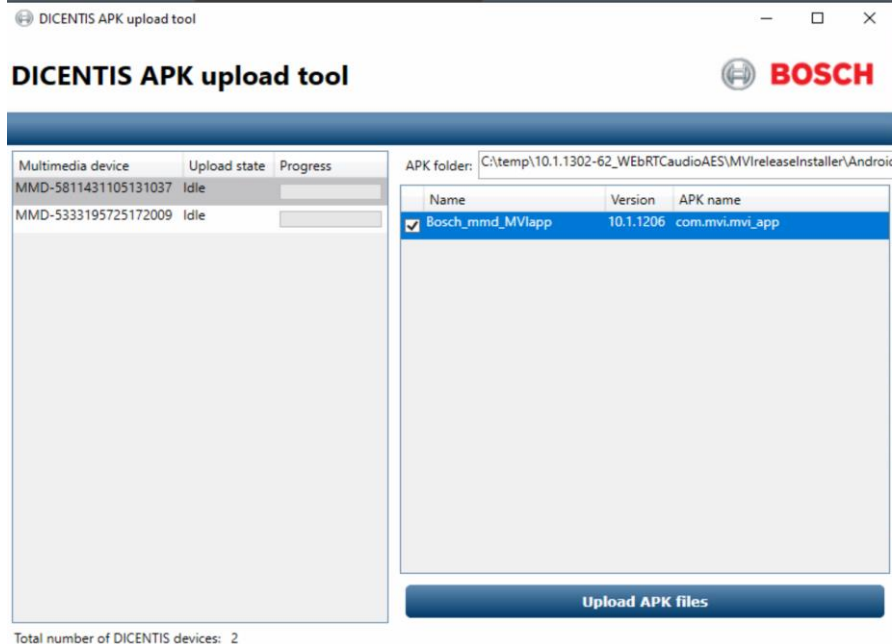
Step 2

- Open de Dicontis APK upload tool.



Stap 3

- Uploadt de **Bosch_mmd_MVlapp** naar alle MMD-apparaten.



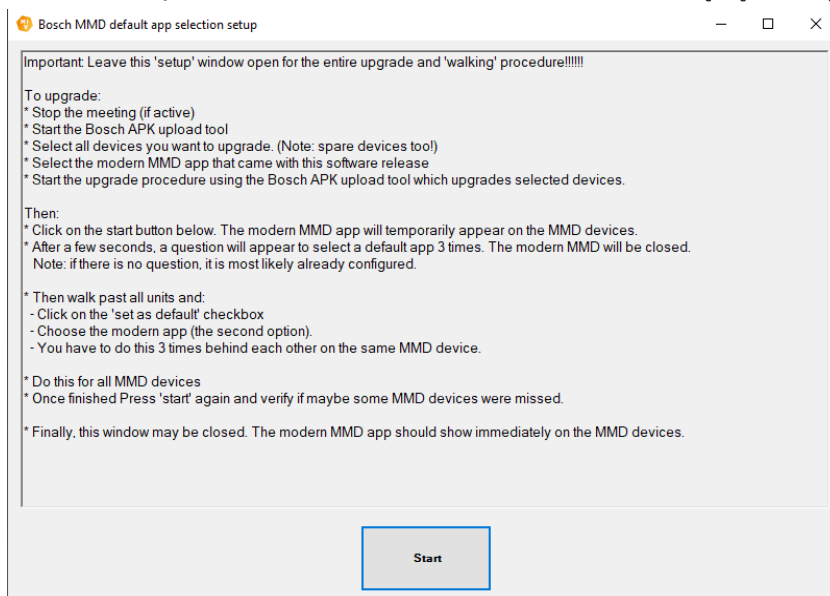
The screenshot shows the 'DICENTIS APK upload tool' window. The title bar reads 'DICENTIS APK upload tool'. The interface includes the Bosch logo and the text 'DICENTIS APK upload tool'. On the left, there is a table with columns 'Multimedia device', 'Upload state', and 'Progress'. It lists two devices: 'MMD-5811431105131037' and 'MMD-5333195725172009', both with an 'Idle' state. On the right, there is a text field for 'APK folder:' containing the path 'C:\temp\10.1.1302-62_WEbRTAudioAES\MVlrelease\installer\Android'. Below this is a table with columns 'Name', 'Version', and 'APK name'. One entry is visible: 'Bosch_mmd_MVlapp' with version '10.1.1206' and package name 'com.mvi.mvi_app', which is checked. At the bottom right, there is a blue button labeled 'Upload APK files'. At the bottom left, it says 'Total number of DICENTIS devices: 2'.

Multimedia device	Upload state	Progress
MMD-5811431105131037	Idle	
MMD-5333195725172009	Idle	

Name	Version	APK name
<input checked="" type="checkbox"/> Bosch_mmd_MVlapp	10.1.1206	com.mvi.mvi_app

Stap 4

- Klik op **Start** in het MMD App Upgrade Procedure scherm.



Stap 5

- Selecteer op elk MMD-apparaat het vinkje voor **Use by default for this action** en selecteer vervolgens **MVI App**. LET OP: wees hierbij **secuur**!



- **Stap 5** moet in totaal **3x** op **elk** MMD-apparaat uitgevoerd worden.